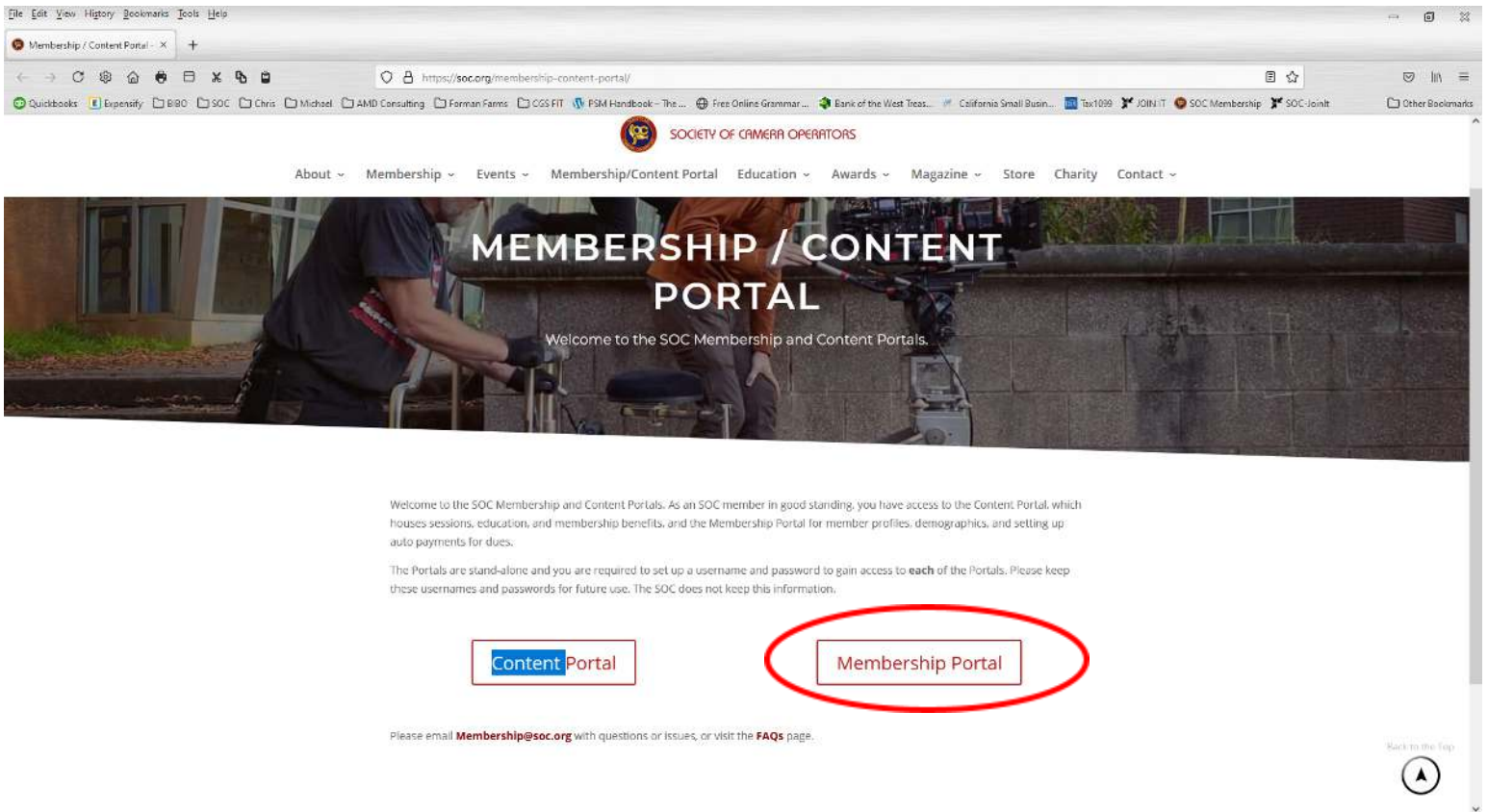


# SETTING UP YOUR PROFILE

Go to <https://soc.org/membership-content-portal/> and click on the SOC Membership portal link <https://www.joinit.org/o/society-of-camera-operators>. Click on the SOC Membership Portal link.



The screenshot shows a web browser window displaying the Society of Camera Operators website. The browser's address bar shows the URL <https://soc.org/membership-content-portal/>. The website's header includes the logo and the text "SOCIETY OF CAMERA OPERATORS". Below the header is a navigation menu with links for "About", "Membership", "Events", "Membership/Content Portal", "Education", "Awards", "Magazine", "Store", "Charity", and "Contact". The main content area features a large banner image of camera operators with the text "MEMBERSHIP / CONTENT PORTAL" and "Welcome to the SOC Membership and Content Portals." Below the banner, there is a welcome message: "Welcome to the SOC Membership and Content Portals. As an SOC member in good standing, you have access to the Content Portal, which houses sessions, education, and membership benefits, and the Membership Portal for member profiles, demographics, and setting up auto payments for dues. The Portals are stand-alone and you are required to set up a username and password to gain access to each of the Portals. Please keep these usernames and passwords for future use. The SOC does not keep this information." At the bottom of the page, there are two buttons: "Content Portal" and "Membership Portal". The "Membership Portal" button is circled in red. In the bottom right corner, there is a "Back to the Top" button with an upward-pointing arrow.

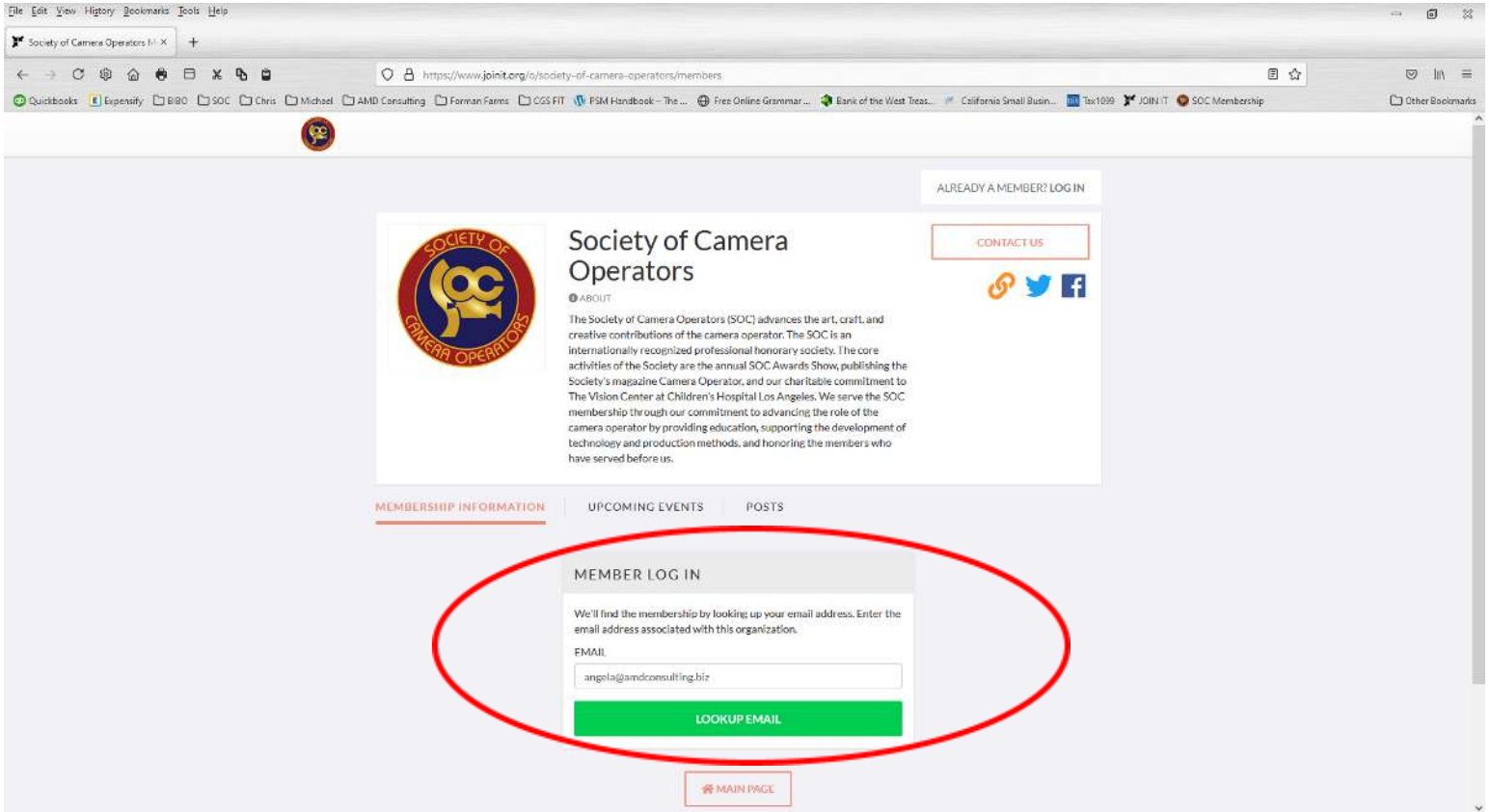
Click on the – **ALREADY A MEMBER?? LOG IN**

The screenshot shows a web browser window displaying the Society of Camera Operators website. The browser's address bar shows the URL <https://www.joinit.org/society-of-camera-operators>. The website header features a navigation menu with the following items: [ALREADY A MEMBER?? LOG IN](#), [CONTACT US](#), and social media icons for LinkedIn, Twitter, and Facebook. The main content area includes the Society of Camera Operators logo, a brief description of the organization, and a section titled "MEMBERSHIP OPTIONS" with three membership tiers:

- Initiation Active Membership**: \$250.00. Includes options for [ANNUAL](#) and [ONE TIME BILLING](#). A green [JOIN](#) button is present.
- Initiation Associate Membership**: \$175.00. Includes options for [ANNUAL](#) and [ONE TIME BILLING](#). A green [JOIN](#) button is present.
- Initiation Educator Membership**: \$50.00.

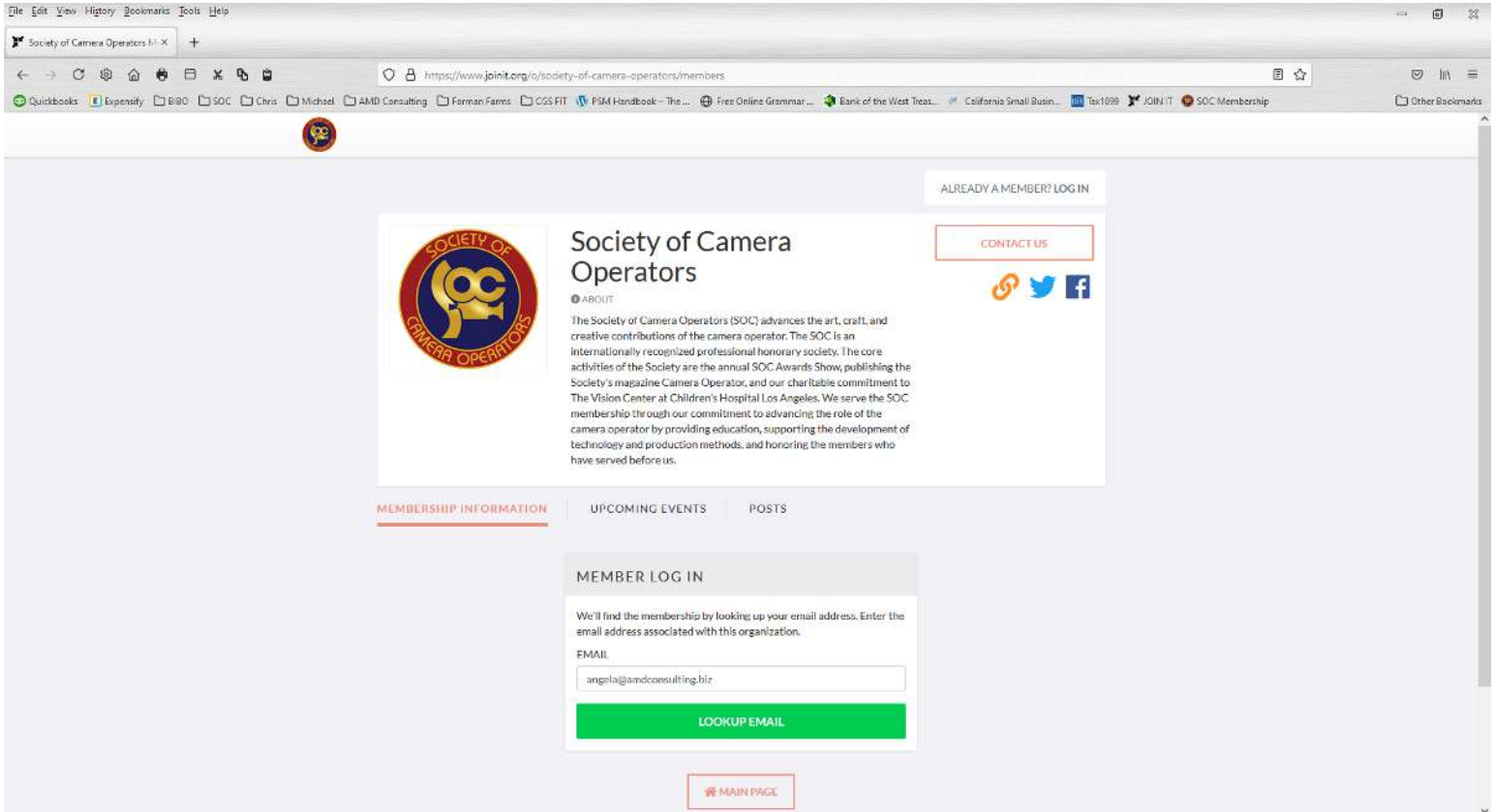
A red circle highlights the "ALREADY A MEMBER?? LOG IN" link in the top right corner of the page.

**MEMBER LOG IN** – Enter your email address that is on file with the SOC and then select **LOOKUP EMAIL** button.



The screenshot shows a web browser window displaying the Society of Camera Operators website. The browser's address bar shows the URL: <https://www.joinit.org/o/society-of-camera-operators/members>. The website header includes the text "ALREADY A MEMBER? LOG IN" and a "CONTACT US" button. The main content area features the Society of Camera Operators logo, a heading "Society of Camera Operators", and an "ABOUT" section. Below the "ABOUT" section, there are three tabs: "MEMBERSHIP INFORMATION", "UPCOMING EVENTS", and "POSTS". The "MEMBERSHIP INFORMATION" tab is active, and within it, a "MEMBER LOG IN" section is highlighted with a red oval. This section contains the following text: "We'll find the membership by looking up your email address. Enter the email address associated with this organization." Below this text is a text input field labeled "EMAIL" containing the email address "angelaj@amdconsulting.biz". A green button labeled "LOOKUP EMAIL" is positioned below the input field. At the bottom of the page, there is a "MAIN PAGE" button.

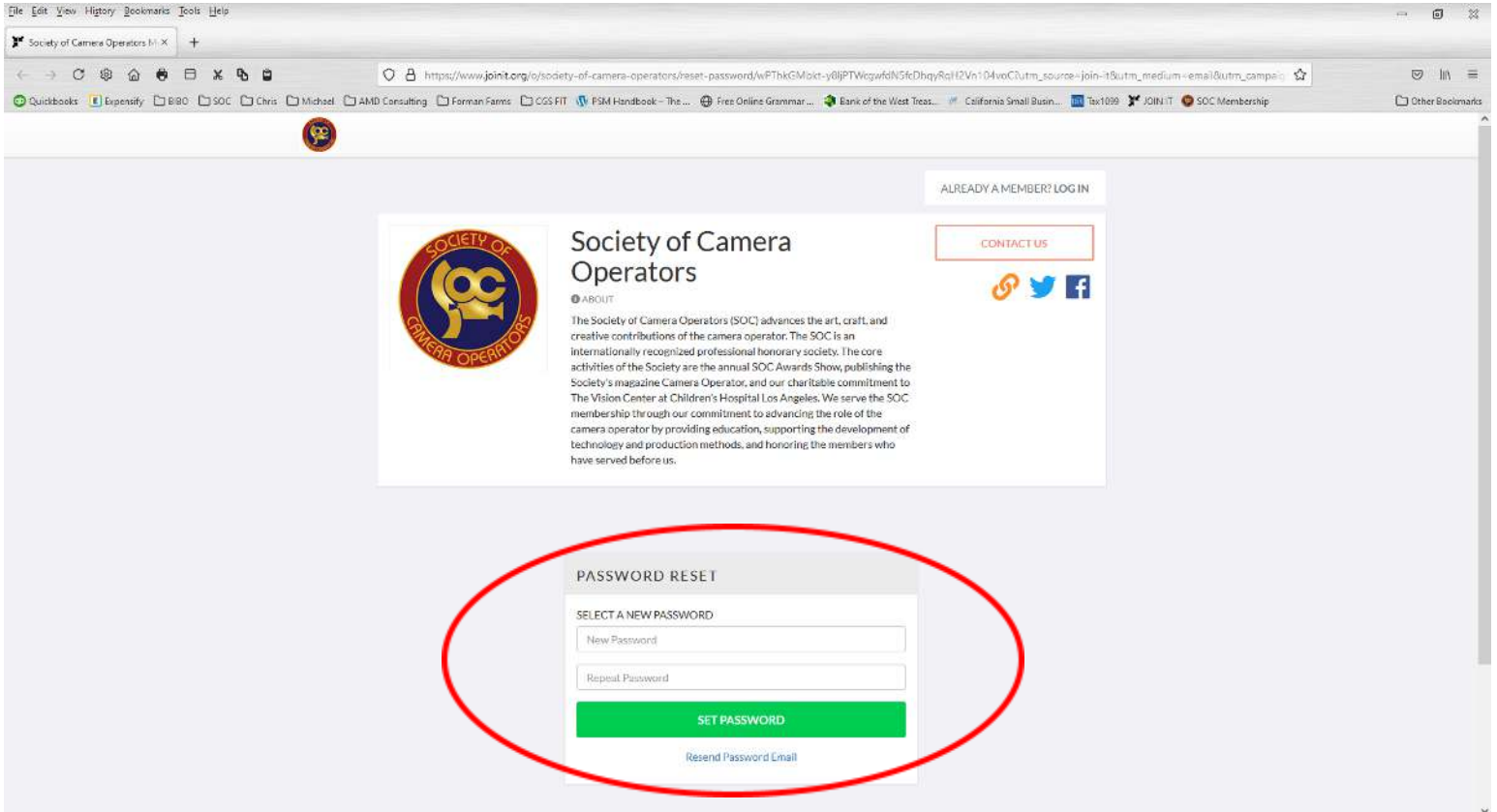
If your email was found in the system, then you will receive the following screen. An email will be sent to your email address, and you will be able to set up your password.



If your email address was not found, please contact [Membership@soc.org](mailto:Membership@soc.org).

You will receive your email with a link to set up your password.

**Create a password** – Password should have one Capital letter, one number and one special character (\*!@\$%&#).



The screenshot shows a web browser window displaying the Society of Camera Operators website. The browser's address bar shows the URL: [https://www.joinit.org/s/society-of-camera-operators/reset-password/wFThkGMbkt-y0jPTWcgw6dN5fcDhgyRclI2Vn104wvCtutm\\_source=join-1&utm\\_medium=email&utm\\_campaign=...](https://www.joinit.org/s/society-of-camera-operators/reset-password/wFThkGMbkt-y0jPTWcgw6dN5fcDhgyRclI2Vn104wvCtutm_source=join-1&utm_medium=email&utm_campaign=...)

The page header includes the text "ALREADY A MEMBER? LOG IN" and a "CONTACT US" button. The main content area features the Society of Camera Operators logo, which is a circular emblem with a camera lens and the text "SOCIETY OF CAMERA OPERATORS". Below the logo is the heading "Society of Camera Operators" and an "ABOUT" section. The "ABOUT" text reads: "The Society of Camera Operators (SOC) advances the art, craft, and creative contributions of the camera operator. The SOC is an internationally recognized professional honorary society. The core activities of the Society are the annual SOC Awards Show, publishing the Society's magazine Camera Operator, and our charitable commitment to The Vision Center at Children's Hospital Los Angeles. We serve the SOC membership through our commitment to advancing the role of the camera operator by providing education, supporting the development of technology and production methods, and honoring the members who have served before us."

Below the "ABOUT" section is a "PASSWORD RESET" form. The form is titled "PASSWORD RESET" and contains the following elements:

- A heading "SELECT A NEW PASSWORD"
- A text input field labeled "New Password"
- A text input field labeled "Repeat Password"
- A green button labeled "SET PASSWORD"
- A link labeled "Resend Password Email"

The "PASSWORD RESET" form is circled in red in the screenshot.

The next screen you see will be your personal Membership profile page.

**Please note:** The join date is the last day that you paid your last membership dues.

**Member Details:** Displays a link to view the SOC Membership Directory. Only visible to SOC Members.

**Membership Information:** Please review your membership details and update the information if necessary.

The screenshot shows a web browser window with the URL <https://www.joinit.org/s/society-of-camera-operators/members>. The page header includes the Society of Camera Operators logo and name, along with a 'CONTACT US' button and social media icons for YouTube, Twitter, and Facebook. Below the header, there are tabs for 'MEMBERSHIP INFORMATION', 'UPCOMING EVENTS', and 'POSTS'. The 'MEMBERSHIP INFORMATION' tab is selected, showing the following details:

- Consultant Membership** (Active)
- Membership ID: 1094
- Join Date: December 1, 2014
- Expiration: No Expiration Date
- MEMBERSHIP DETAILS
- Member Directory: <https://www.joinit.org/s/society-of-camera-operators/directory>
- MEMBERSHIP INFORMATION

The contact information form is pre-filled with the following data:

FIRST NAME	LAST NAME	EMAIL
Angela	Dalgado	angela@emidconsulting.com

PHONE	STREET ADDRESS	COUNTRY
661-777-8416	3240 Membership Lane	United States

CITY	ZIP
Burbank	91505

STATE
California

At the bottom of the page, there are three links: 'View Membership Card', 'Edit Membership Info', and 'Cancel Membership'.

Select the **EDIT MEMBERSHIP INFO** button – We need you to select this button even if the information is correct on the screen.

The SOC would like to collect some data on its members. The data that we are collecting is ***not mandatory***.

The screenshot shows a web browser window with the URL <https://www.joinit.org/o/society-of-camera-operators/members-information/mR4BLFeb5PPuryEn>. The page title is "MEMBER INFORMATION". The form contains the following fields:

- Email:**  [Update email here](#)
- First Name:**
- Last Name:**
- Date of Birth:**
- Company:**
- Job Title:**
- Phone\*:**
- Twitter:**
- LinkedIn:**
- Facebook:**
- Address\*:**
  - Street Address:**
  - City:**
  - Zip:**
  - State:**
  - Country:**
- Instagram:**
- IMDB Link / Site:**

The following information is required / optional:

**Email Address: *Required***

**First Name: *Required / Public***

**Last Name: *Required / Public***

**Phone Number: *Required***

**Twitter: *Optional***

**Linked In: *Optional***

**Facebook: *Optional***

**Address: *Required***

**City: *Required***

**Zip Code: *Required***

**State: *Required***

**County: *Required***

**Instagram: *Required***

**IMDB Link/Site: *Required***

The screenshot shows a web browser window with the URL <https://www.joinit.org/s/society-of-camera-operators/members-information/lnR4BLFet5PPuryEn>. The page title is "MEMBER INFORMATION". The form contains the following fields:

- Email:**  [Update email here](#)
- First Name:**
- Last Name:**
- Date of Birth:**
- Company:**
- Job Title:**
- Phone\*:**
- Twitter:**
- LinkedIn:**
- Facebook:**
- Address\*:**
  - Street Address:**
  - City:**
  - Zip:**
  - State:**
  - Country:**
- Instagram:**
- IMDB Link / Site:**



**Skills:** *This section is optional. Public to the Member Directory.* We encourage you to select all that apply to you as this information will be visible on the Membership Directory.

**Additional Skills:** *This section is optional. Public to the Member Directory.* If you would like to disclose additional skills not listed above, please write out those skills.

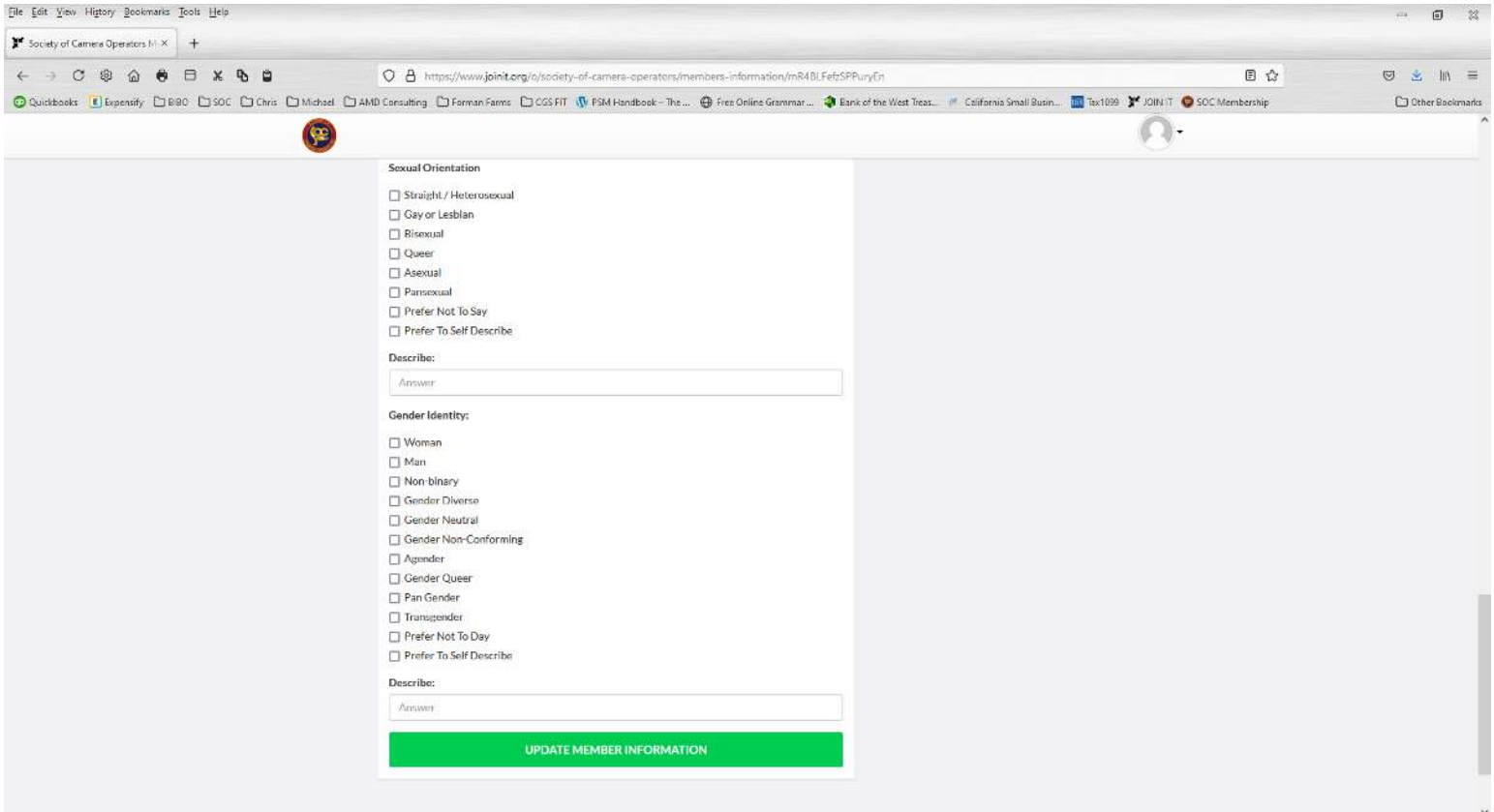
The screenshot shows a web browser window with the URL <https://www.joinit.org/o/society-of-camera-operators/members-information/mR4BLFeb5PPuryEn>. The page displays a form for the Society of Camera Operators. The form is divided into three main sections:

- Skills:** A list of 14 skills with checkboxes next to them:
  - Aerial
  - Drone
  - Extreme Sports
  - Gear Head
  - Handheld
  - Handheld Light Weight Gimbal
  - High Speed Arm Car
  - Live Events
  - Pedestal
  - Remote Head
  - Self Focus Pulling
  - Steadicam
  - Telescoping Crane
  - Underwater
- Additional Skills:** A text input field with the placeholder text "Answer".
- Race / Ethnicity:** A list of 12 racial and ethnic categories with checkboxes:
  - Asian / Asian American
  - East Asian
  - South Asian
  - Pacific Islanders
  - Black / African American
  - African
  - Hispanic
  - Latin / Latina / Latinx
  - Native American / American Indian / Alaskan Native Indigenous
  - White / Caucasian / European
  - Middle-Eastern / Arab
  - Multi-Racial or Multi-Ethnic (2 or more race or ethnicities)
  - Prefer Not To Say

**Race / Ethnicity:** *This section is optional. Private only visible to you and the administrator of the Membership Portal.* The information gathered will be used to determine the diversity of the membership.

**Sexual Orientation: This section is optional. Private only visible to you and the administrator of the Membership Portal.** The information gathered will be used to determine the diversity of the membership.

If we have not listed how you wish to be identified, please use the Describe section below.



The screenshot shows a web browser window with the URL <https://www.joinit.org/o/society-of-camera-operators/members-information/m4MBLfzSPpuryEn>. The page displays two sections for updating member information:

- Sexual Orientation:** A list of checkboxes for various orientations: Straight / Heterosexual, Gay or Lesbian, Bisexual, Queer, Asexual, Pansexual, Prefer Not To Say, and Prefer To Self Describe. Below this list is a text input field labeled "Describe:" with a placeholder "Answer".
- Gender Identity:** A list of checkboxes for various gender identities: Woman, Man, Non-binary, Gender Diverse, Gender Neutral, Gender Non-Conforming, Agender, Gender Queer, Pan Gender, Transgender, Prefer Not To Day, and Prefer To Self Describe. Below this list is a text input field labeled "Describe:" with a placeholder "Answer".

At the bottom of the form is a prominent green button labeled "UPDATE MEMBER INFORMATION".

**Gender Identity: This section is optional. Private only visible to you and the administrator of the Membership Portal.** The information gathered will be used to determine the diversity of the membership.

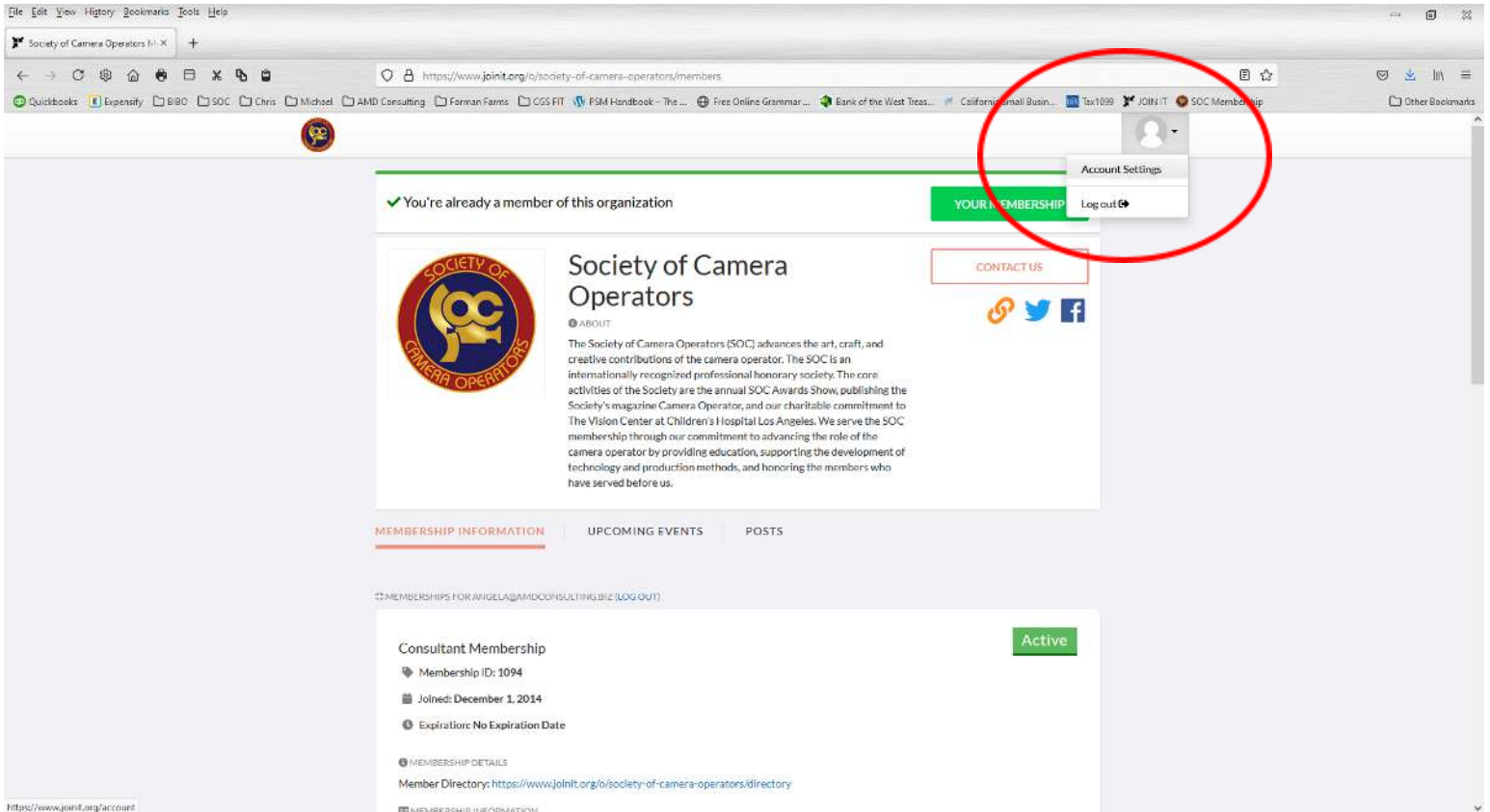
If we have not listed how you wish to be identified, please use the Describe section below.

Select – **UPDATE MEMBERSHIP INFORMATION** button when you are done.

# PROFILE PICTURE

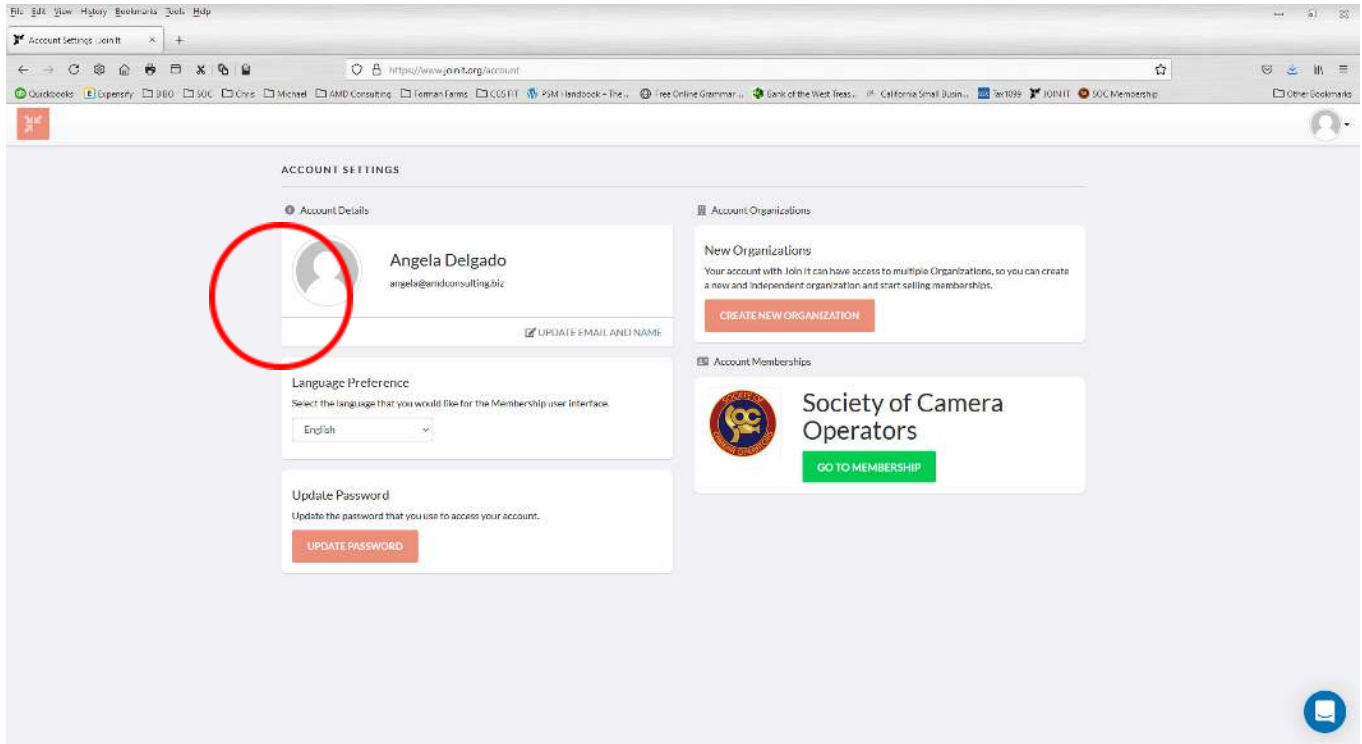
Go to the Image Picture in the top right corner.

- Select Account Settings

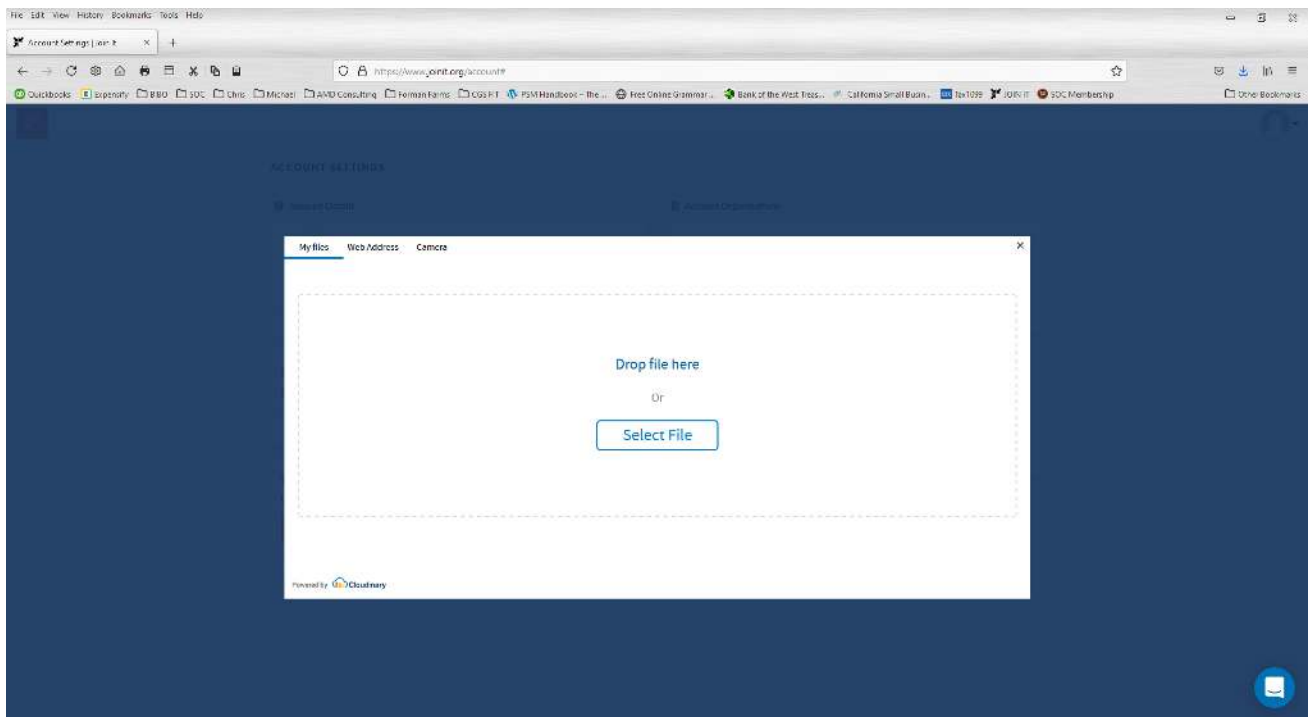


The screenshot shows a web browser window displaying the Society of Camera Operators (SOC) website. The browser's address bar shows the URL <https://www.joinit.org/s/society-of-camera-operators/members>. The website header includes a navigation menu with options like "MEMBERSHIP INFORMATION", "UPCOMING EVENTS", and "POSTS". A red circle highlights the user profile picture in the top right corner, which has a dropdown menu open showing "Account Settings" and "Log out". Below the header, there is a section for "Society of Camera Operators" with a logo and a description. The main content area displays "MEMBERSHIP INFORMATION" for a user named ANGELA@AMDCCONSULTING.BIZ, showing an "Active" status and membership details such as "Membership ID: 1094" and "Joined: December 1, 2014".

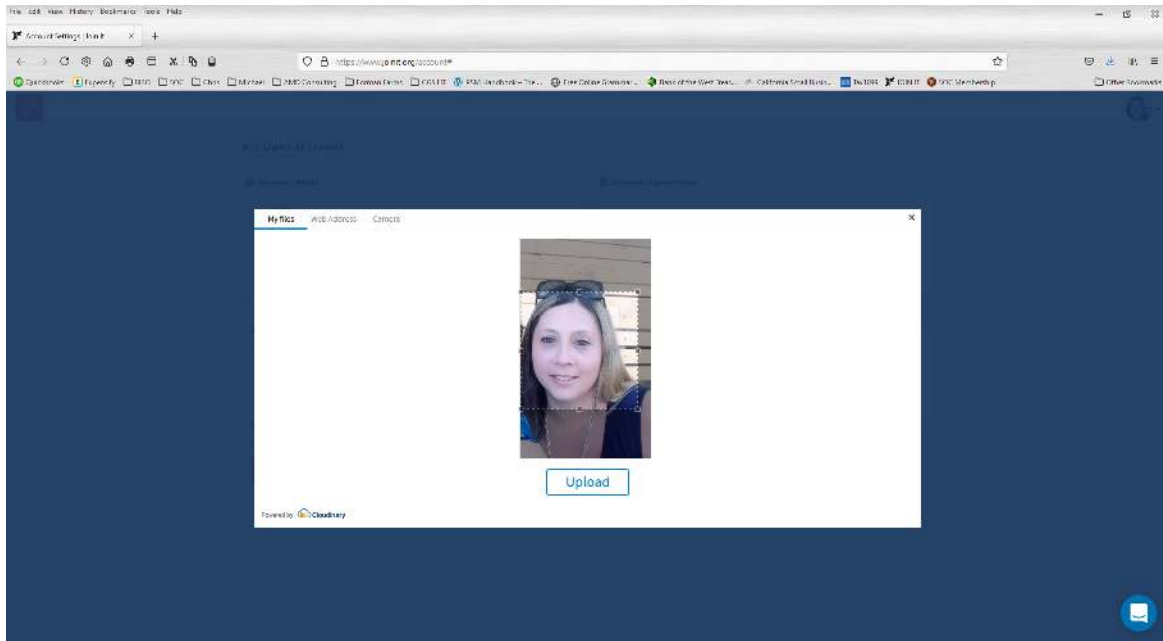
Click on the **Image Picture**.



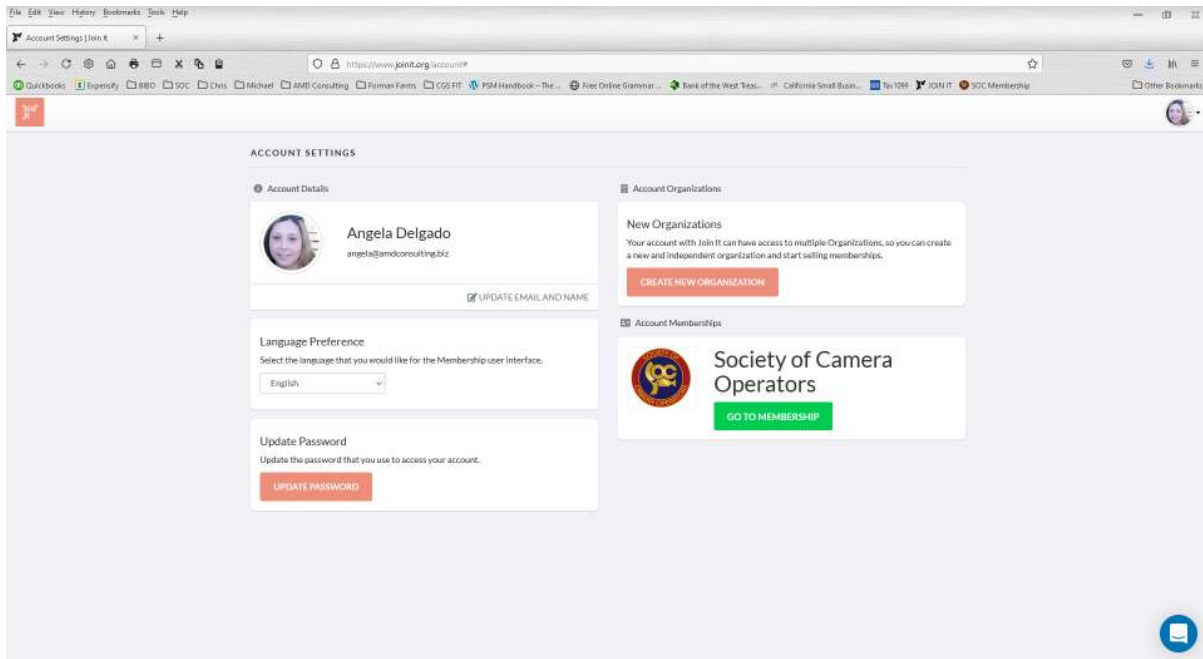
Drag and drop your picture.



Select – **Upload button** when you are satisfied with the cropping of the photo.



Select – **Go to Membership** to return to your personal home page.

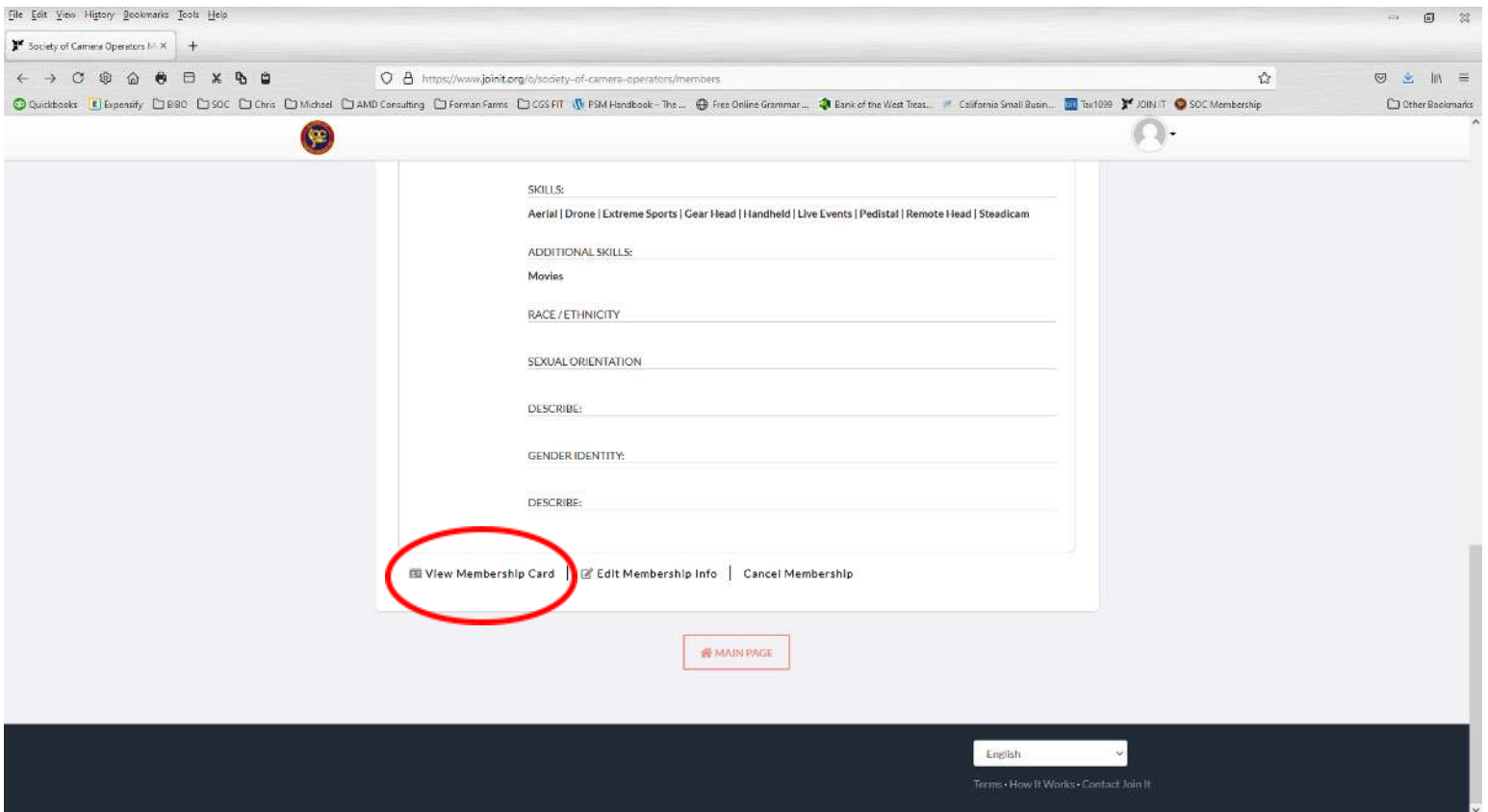


## DIGITAL MEMBERSHIP CARD

Log into your SOC Membership Portal

**Digital Membership Card** – The digital membership card *can not be printed*. You can request a digital membership card and you can add it to your Apple Wallet or Google Pay profile.

Select – **View Membership Card** at the bottom left of your membership information page.



The screenshot shows a web browser window displaying the 'Society of Camera Operators' membership portal. The browser's address bar shows the URL: <https://www.joinit.org/s/society-of-camera-operators/members>. The page content includes a form with the following sections:


- SKILLS: Aerial | Drone | Extreme Sports | Gear Head | Handheld | Live Events | Pedestal | Remote Head | Steadicam
- ADDITIONAL SKILLS: Movies
- RACE / ETHNICITY
- SEXUAL ORIENTATION
- DESCRIBE:
- GENDER IDENTITY:
- DESCRIBE:

At the bottom of the form, there are three buttons: **View Membership Card** (circled in red), **Edit Membership Info**, and **Cancel Membership**. Below the form is a **MAIN PAGE** button. The footer of the page includes a language dropdown menu set to 'English' and links for [Terms](#), [How It Works](#), [Contact](#), and [Join It](#).

# Digital Membership Card Details

Member Name  
Membership Type  
Status  
Member ID

The screenshot shows a web browser window with the URL <https://www.joinit.org/s/society-of-camera-operators/membership-card/mR4BLFefz5PPuryfn>. The page features a header with the Society of Camera Operators logo and a navigation menu. A main content area contains a paragraph about the society's mission. Below this, a digital membership card is displayed, highlighted with a red border. The card includes the following information:

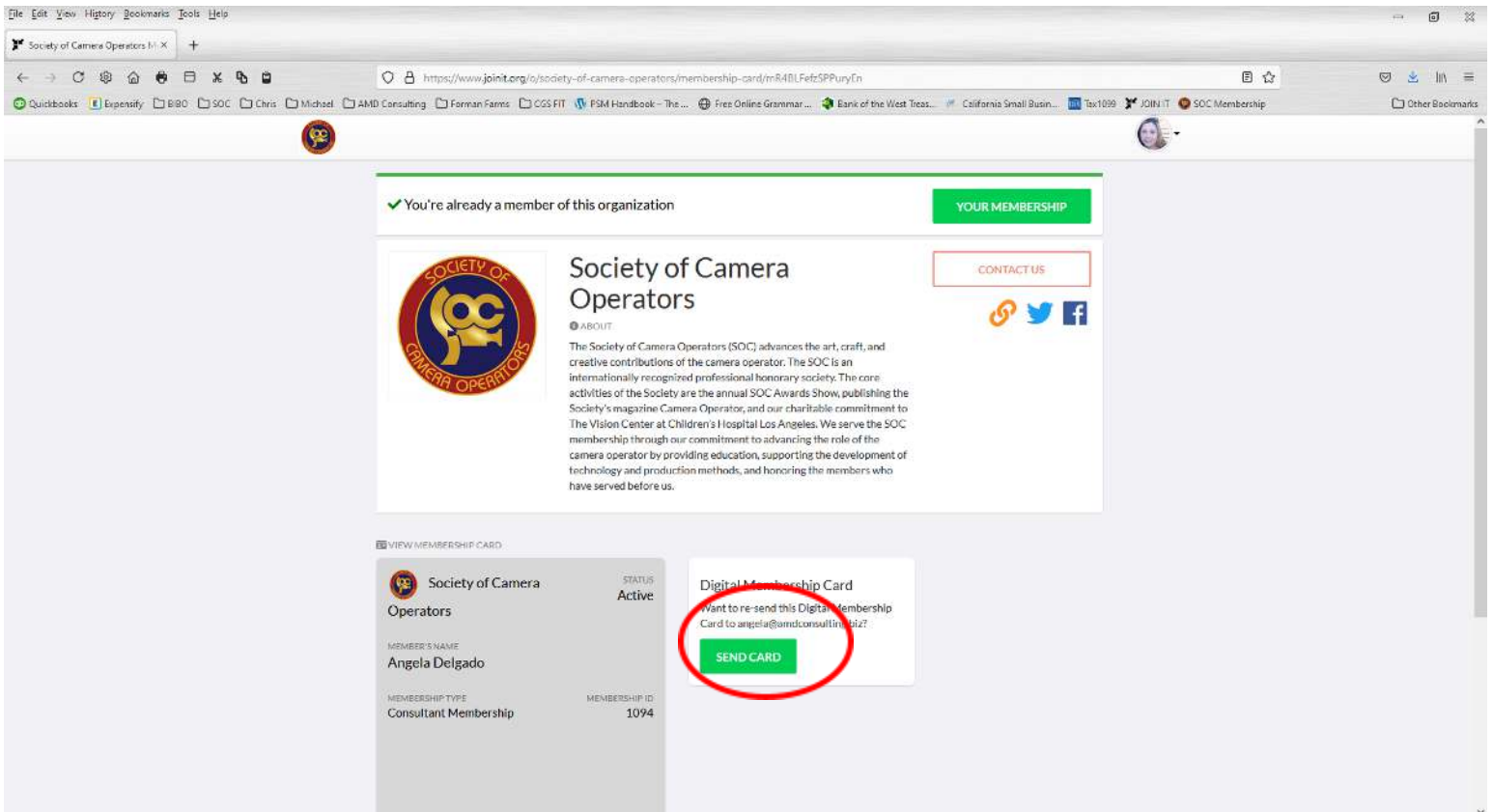
VIEW MEMBERSHIP CARD	
 <b>Society of Camera Operators</b>	STATUS <b>Active</b>
MEMBER'S NAME <b>Angela Delgado</b>	
MEMBERSHIP TYPE <b>Consultant Membership</b>	MEMBERSHIP ID <b>1094</b>

To the right of the card, there is a section titled "Digital Membership Card" with the text "Want to re-send this Digital Membership Card to [angela@amdconsulting.biz](mailto:angela@amdconsulting.biz)?" and a green "SEND CARD" button. Below the card, there is a "MAIN PAGE" button. At the bottom of the page, there is a language dropdown menu set to "English".

Select – **Send Card** button


Select – Ok and an email will be sent to your email address on file.

If you have a PC, you will need to open the digital card on your phone email to add it to Apple Wallet or Google Pay.



The screenshot shows a web browser window with the URL <https://www.joinit.org/o/society-of-camera-operators/membership-card/m-R4BLFefzSPPUryEn>. The page content includes:

- A green checkmark and the text: "You're already a member of this organization".
- A green button labeled "YOUR MEMBERSHIP".
- The Society of Camera Operators logo and name.
- A "CONTACT US" button and social media icons for LinkedIn, Twitter, and Facebook.
- An "ABOUT" section describing the Society of Camera Operators (SOC) and its activities.
- A "VIEW MEMBERSHIP CARD" section with a table of membership details:

VIEW MEMBERSHIP CARD	
 Society of Camera Operators	STATUS Active
MEMBER'S NAME Angela Delgado	
MEMBERSHIP TYPE Consultant Membership	MEMBERSHIP ID 1094

Below the membership details, there is a "Digital Membership Card" section with the text: "Want to re-send this Digital Membership Card to [angela@amdcconsulting.biz](mailto:angela@amdcconsulting.biz)?" and a green "SEND CARD" button circled in red.

If you have a MAC, you will open the email and the digital card will display and you can save it to your Apple Wallet / Google Pay profile.